



**SUMBERSIBLE SEWAGE PUMPS 150WQ-4P SEIRES**



**APPLICATIONS**

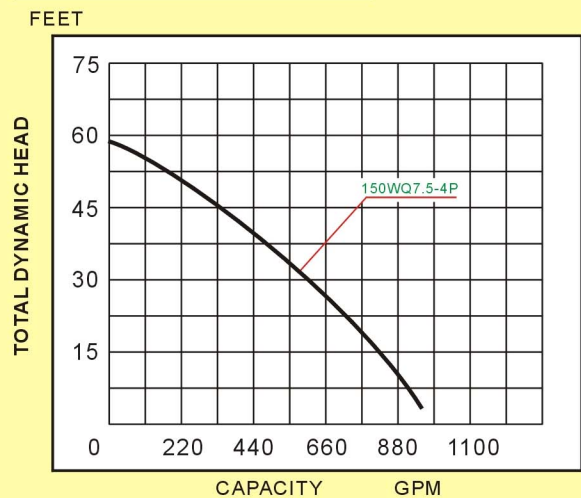
Non-clogging Submersible sewage pumps designed to be used in a variety of residential, commercial and industrial applications such as: Sewage systems, Flood and pollution control, Dewatering/Effluent, Farms, Hospitals, Trailer courts, Motels.

Model	Power	Voltage	Amp.	RPM.	GPM at head(ft)						Max. Head	Discharge Solids	Weight
					5	15	25	35	45	55			
150WQ7.5-4P	10 HP	230V/460V	25A/12.5A	1750	968	890	820	620	450	220	59 ft	2.5"	370 lbs

**PARTS SPECIFICATIONS**

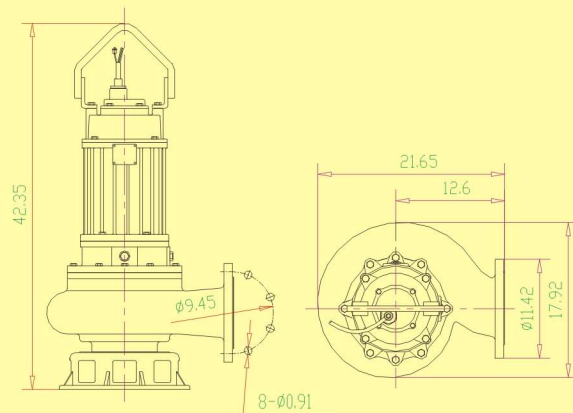
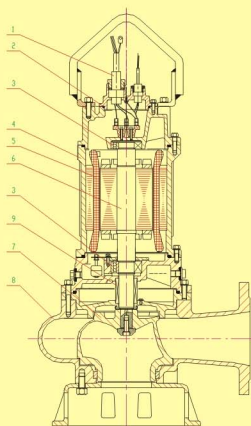
- Power Cable:** Severe duty rated, oil and water resistant. Standard cord is 33'.
- O-ring:** Buna-N, assures positive sealing against oil leakage.
- Bearing:** Upper and lower ball bearing construction to carry all radial and thrust loads.
- Casing (Motor Housing):** Heavy-duty gray cast iron, ASTM A48, Class 30.
- Motor:** Squirrel cage induction, three phase, 4 poles, air filled, oil probe and built-in thermal protector with automatic reset.
- Shaft:** Corrosion resistance stainless steel.
- Impeller:** Cast iron, single channel, non-clog, dynamically balanced for mechanical protection.
- Volute Casing:** Cast iron flanged volute type for maximum efficiency. Designed for easy installation.
- Dual Mechanical Seals:** stainless steel metal parts, BUNA-N elastomers.  
Upper Seal: Silicon Carbide VS Carbon  
Lower Seal: Silicon Carbide VS Tungsten Carbide

**PERFORMANCE CURVE**



**DIMENSIONS**

(All dimensions are in inches. Do not use for construction purpose.)



**DON NOT USE THIS PUMP TO TRANSFER FLAMMABLE LIQUIDS  
THIS PUMP IS NOT RECOMMENDED FOR USE IN LOCATIONS SPECIFIED AS HAZARDOUS**